

Checking Counters

The counter indicates the total number of pages printed on this machine on a function basis. When necessary, you can print the status of consumables in list form.

1. Tap [Utility] - [Counter].
2. Check the total number of pages printed after the count starting date.

➔ To print the counter list, tap [Print List]. Use the Start key to start printing.

The screenshot shows the printer's utility menu. On the left, there is a 'Meter Count' section with a table showing the following data:

Meter Count	Value
Total	165
Black	165
Color	0

The main screen displays the 'Serial Number : 1' and a 'Copy' button. Below this is a table with the following data:

	Total	Large Size	Total (Copy + Print)
Black	133	0	133
Full Color	0	0	0
Single Color	0	0	-----
2 Color	0	0	0
Total	133	0	-----

At the bottom of the screen, there are buttons for 'Print List', 'Eco Info', and 'Close'. The date and time '02/05/2015 07:28' are displayed at the bottom left.



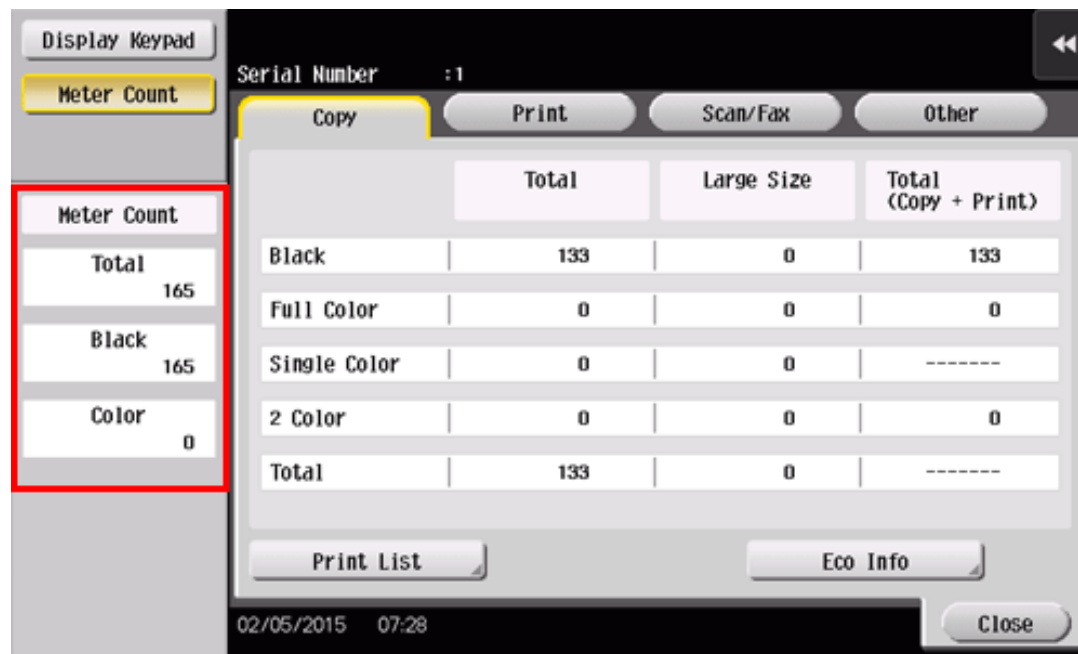
Reference

❖ Notifying counter information by E-mail ([Here](#))

Details of Counter

About meter counter

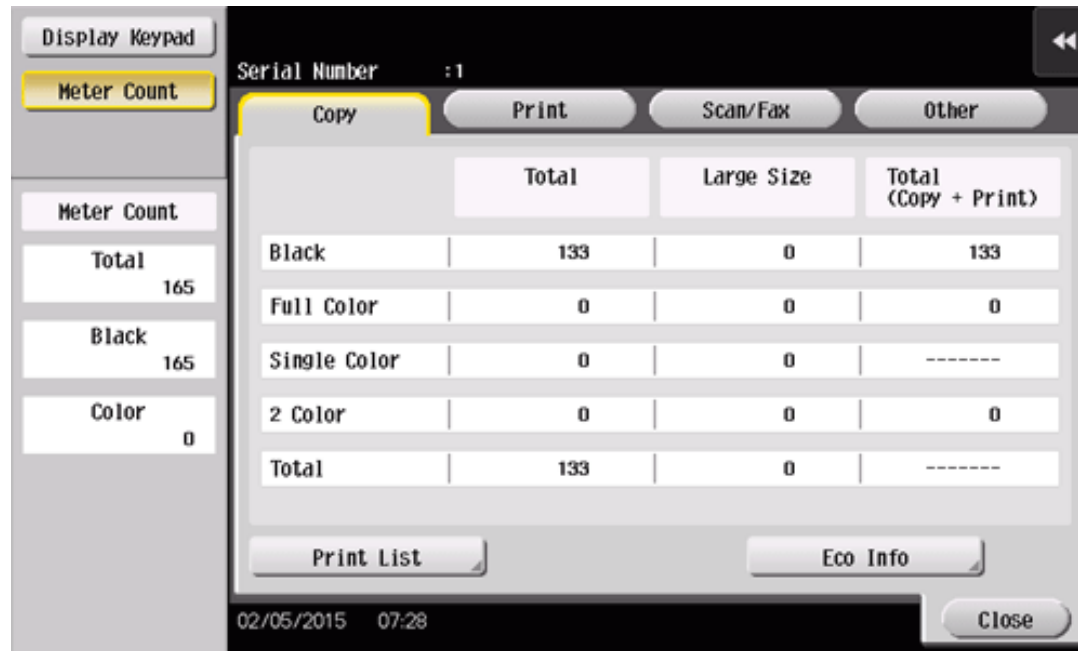
Check the total number of pages printed on this machine.



Item	Description
[Total]	Allows you to check the total number of printed pages.
[Black]	Allows you to check the total number of pages printed in Black mode.
[Color]	Allows you to check the total number of pages printed in Single Color, 2 Color, or Full Color modes.

About copy counter

Enables you to check the total number of pages copied. (This value includes the number of pages on which data saved in a User Box in copy mode is printed, and the number of pages list-output in Administrator Settings.)



Item	Description
[Black]	<p>[Total]: Indicates the total number of pages copied in Black mode.</p> <p>[Large Size]: Indicates the total number of pages copied on large-size paper in Black mode.</p> <p>[Total (Copy + Print)]: Indicates the total number of pages copied in Black mode and that of pages printed in Black mode through a computer.</p>
[Full Color]	<p>[Total]: Indicates the total number of pages copied in full color.</p> <p>[Large Size]: Indicates the total number of pages copied on large-size paper in full color.</p> <p>[Total (Copy + Print)]: Indicates the total number of pages copied in full color and that of pages printed in full color through a computer.</p>
[Single Color]	<p>[Total]: Indicates the total number of pages copied in Single Color mode.</p> <p>[Large Size]: Indicates the total number of pages copied on large-size paper in Single Color mode.</p>
[2 Color]	<p>[Total]: Indicates the total number of pages copied in 2 Color mode.</p> <p>[Large Size]: Indicates the total number of pages copied on large-size paper in 2 Color mode.</p> <p>[Total (Copy + Print)]: Indicates the total number of pages copied in 2 Color mode and that of pages printed in 2 Color mode through a computer.</p>
[Total]	<p>[Total]: Indicates the total number of pages copied in all color modes.</p>

[Large Size]: Indicates the total number of pages copied on large-size paper in all color modes.



Tips

❖ [Large Size] is not counted in the initial state. For details on settings for counting [Large Size], contact your service representative.

About printer counter

Check the total number of pages printed through a computer.

Display Keypad

Meter Count

Meter Count

Total	165
Black	165
Color	0

Serial Number : 1

Copy Print Scan/Fax Other

	Total	Large Size	Total (Copy + Print)
Black	0	0	133
Full Color	0	0	0
2 Color	0	0	0
Total	0	0	-----

Print List Eco Info

02/05/2015 07:30 Close

Item	Description
[Black]	[Total]: Indicates the total number of pages printed in Black mode. [Large Size]: Indicates the total number of pages printed on large-size paper in Black mode. [Total (Copy + Print)]: Indicates the total number of pages copied in Black mode and that of pages printed in Black mode through a computer.

[Full Color]	<p>[Total]: Indicates the total number of pages printed in full color.</p> <p>[Large Size]: Indicates the total number of pages printed on large-size paper in full color.</p> <p>[Total (Copy + Print)]: Indicates the total number of pages copied in full color and that of pages printed in full color through a computer.</p>
[2 Color]	<p>[Total]: Indicates the total number of pages printed in 2 Color mode.</p> <p>[Large Size]: Indicates the total number of pages printed on large-size paper in 2 Color mode.</p> <p>[Total (Copy + Print)]: Indicates the total number of pages copied in 2 Color mode and that of pages printed in 2 Color mode through a computer.</p>
[Total]	<p>[Total]: Indicates the total number of pages printed in all color modes.</p> <p>[Large Size]: Indicates the total number of pages printed on large-size paper in all color modes.</p>



Tips

❏ [Large Size] is not counted in the initial state. For details on settings for counting [Large Size], contact your service representative.

About scan/fax counter

Check the total number of original pages scanned in the Scan/Fax or User Box mode as well as the total number of pages on which a file in a User Box or a received file is printed. Also check the total number of pages sent and received in the fax mode.



Item	Description
[Black]	<p>[Total]: Indicates the total number of pages on which a file in a User Box or a received file is printed in Black mode. In the Memory RX mode, pages are counted when printed.</p> <p>[Large Size]: Indicates the total number of pages on which a file in a User Box or a received file is printed on large-size paper in Black mode. In the Memory RX mode, pages are counted when printed.</p>
[Full Color]	<p>[Total]: Indicates the total number of pages on which a file in a User Box or a received file is printed in full color. In the Memory RX mode, pages are counted when printed.</p> <p>[Large Size]: Indicates the total number of pages on which a file in a User Box or a received file is printed on large-size paper in full color. In the Memory RX mode, pages are counted when printed.</p>
[Scans]	<p>[Total]: Indicates the total number of original pages scanned in the Scan/Fax and User Box modes.</p> <p>[Large Size]: Indicates the total number of large-size original pages that are scanned in the Scan/Fax and User Box modes.</p>
[Fax TX]	[Total]: Indicates the total number of pages in a sent fax (G3).
[Fax RX]	[Total]: Indicates the total number of pages in a received fax (G3).

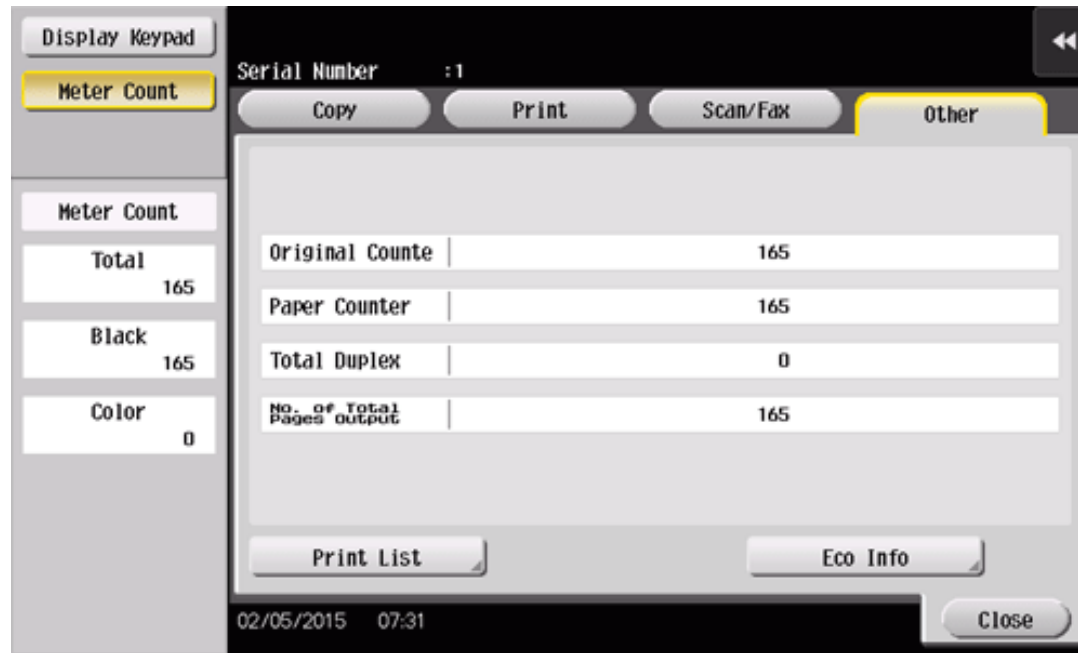


Tips

❖ [Large Size] is not counted in the initial state. For details on settings for counting [Large Size], contact your service representative.

About other counters

Check the total number of scanned and printed original pages, total number of printed sheets, total number of pages printed on both sides, and the total number of printed pages regardless of functions or colors.



Item	Description
[Original Counter]	<p>Allows you to check the total number of original pages that are scanned and printed in the Copy, Print, and Scan/Fax modes.</p> <ul style="list-style-type: none"> ❖ If a file is saved in a User Box, its pages are not counted unless they are printed. ❖ Report or list output pages are not targeted for counting.
[Paper Counter]	<p>Allows you to check the total number of sheets that are printed in the Copy, Print, and Scan/Fax modes.</p>

	<ul style="list-style-type: none">❖ If a file is saved in a User Box, its pages are not counted unless they are printed.❖ Report or list output pages are not targeted for counting.
[Total Duplex]	Allows you to check the total number of pages printed on both sides.
[No. of Total Pages Output]	Allows you to check the total number of printed pages.