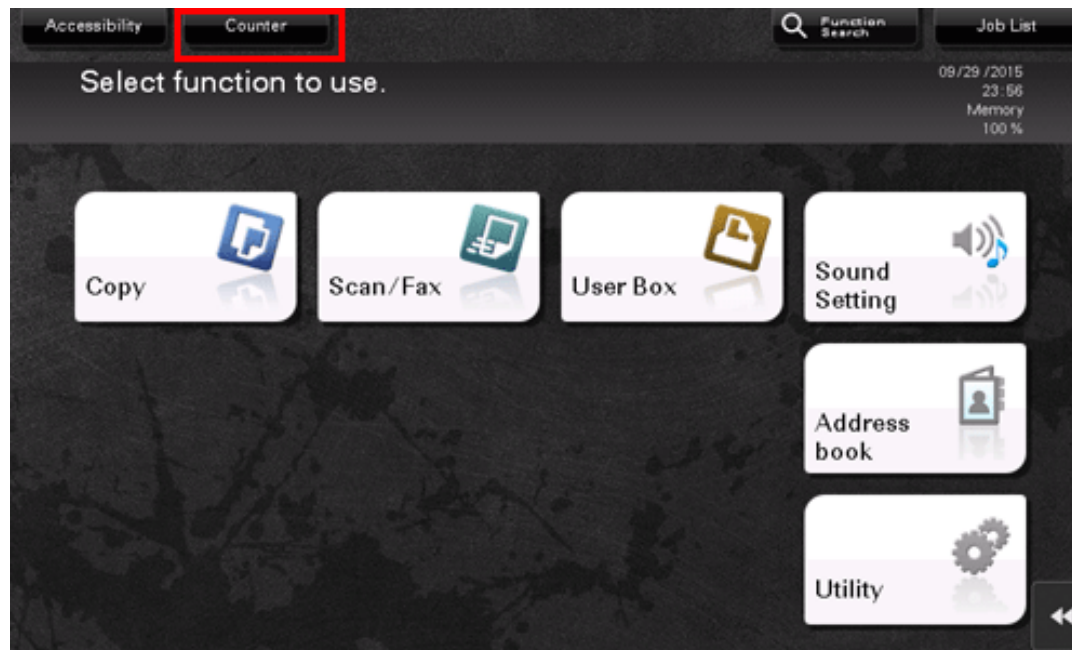


Checking the Counter and Eco Information

The counter indicates the total number of pages printed on this machine on a function or color basis. Check counter information on the **Control Panel** of this machine. When necessary, counter information can be printed in list form.

Eco information indicates the result of calculating the ratio of color print jobs to all print jobs, the ratio of paper saved by utilizing two-sided printing or the page combine function, and the accumulated time during operations or power saved as a result of the user's operation methods. This information will help you gain an understanding of the usage status of this machine.

1. Tap [Counter].



2. Check the total number of pages printed after the count starting date.

➔ To print the counter list, tap [Print List], select paper, and then press the **Start** key.

Display Keypad

Meter Count

Meter Count

Total 165

Black 165

Color 0

Serial Number : 1

Copy Print Scan/Fax Other

	Total	Large Size	Total (Copy + Print)
Black	133	0	133
Full Color	0	0	0
Single Color	0	0	-----
2 Color	0	0	0
Total	133	0	-----

Print List Eco Info

02/05/2015 07:28

Close

- ➔ Tapping [Eco Info] allows you to check the ratio of color print jobs to all print jobs, and the ratio of paper saved as a result of utilizing two-sided printing or the page combine function, and the accumulated time during operations or power saved as a result of the user's operation methods.



Reference

- ❑ Counter information of this machine can be sent to a specified E-mail address. Arrange a notification schedule, for example, weekly or monthly, around your system environment. How to configure the setting is explained using **Web Connection**. For details, refer to [Here](#).
- ❑ A shortcut key for the Eco information display screen can be placed on the main menu. For details, refer to [Here](#).

Details of counter

Meter Count

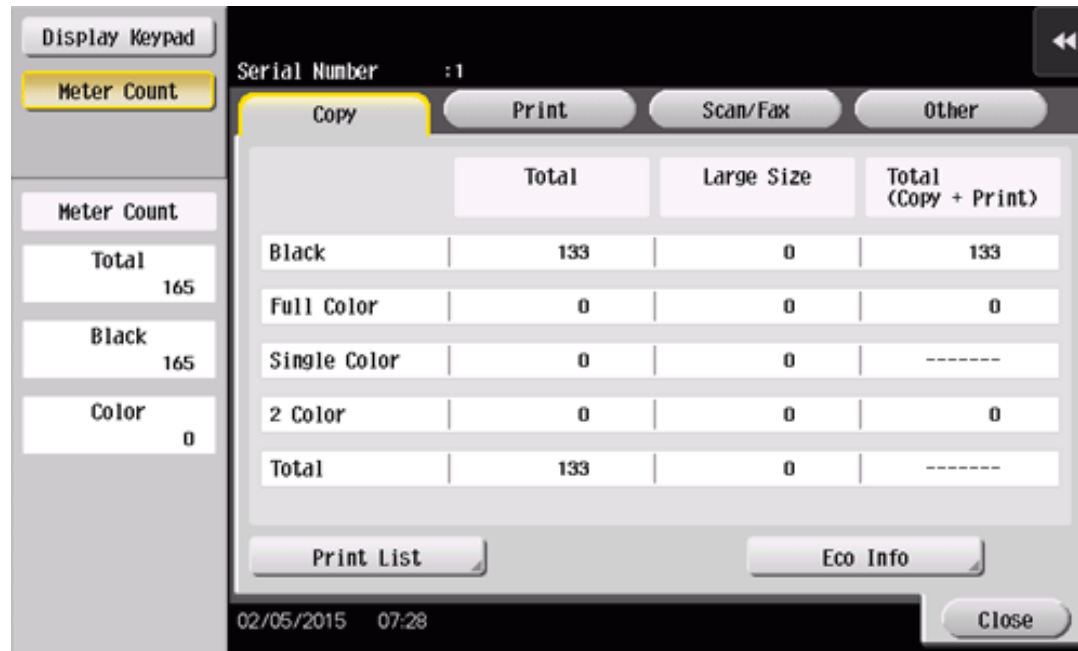
Check the total number of pages printed on this machine.

Meter Count		Total	Large Size	Total (Copy + Print)
Total	165	133	0	133
Black	165	0	0	0
Color	0	0	0	-----
		0	0	0
Total		133	0	-----

Item	Description
[Total]	Allows you to check the total number of printed pages.
[Black]	Allows you to check the total number of pages printed in Black mode.
[Color]	Allows you to check the total number of pages printed in Single Color, 2 Color, or Full Color modes.

Copy counter

Allows you to check the total number of pages copied. (This value includes the number of pages on which data saved in a User Box in copy mode is printed, and the number of pages list-output in [Administrator Settings].)



Item	Description
[Black]	<p>[Total]: Indicates the total number of pages copied in Black mode.</p> <p>[Large Size]: Indicates the total number of pages copied on large-size paper in Black mode.</p> <p>[Total (Copy + Print)]: Indicates the total number of pages copied in Black mode and that of pages printed in Black mode through a computer.</p>
[Full Color]	<p>[Total]: Indicates the total number of pages copied in full color.</p> <p>[Large Size]: Indicates the total number of pages copied on large-size paper in full color.</p> <p>[Total (Copy + Print)]: Indicates the total number of pages copied in full color and that of pages printed in full color through a computer.</p>
[Single Color]	<p>[Total]: Indicates the total number of pages copied in Single Color mode.</p> <p>[Large Size]: Indicates the total number of pages copied on large-size paper in Single Color mode.</p>
[2 Color]	<p>[Total]: Indicates the total number of pages copied in 2 Color mode.</p> <p>[Large Size]: Indicates the total number of pages copied on large-size paper in 2 Color mode.</p> <p>[Total (Copy + Print)]: Indicates the total number of pages copied in 2 Color mode and that of pages printed in 2 Color mode through a computer.</p>
[Total]	<p>[Total]: Indicates the total number of pages copied in all color modes.</p>

[Large Size]: Indicates the total number of pages copied on large-size paper in all color modes.



Tips

❖ [Large Size] is not counted in the initial state. For details on settings for counting [Large Size], contact your service representative.

Print counter

Check the total number of pages printed through a computer.

	Total	Large Size	Total (Copy + Print)
Black	0	0	133
Full Color	0	0	0
2 Color	0	0	0
Total	0	0	-----

Item	Description
[Black]	[Total]: Indicates the total number of pages printed in Black mode. [Large Size]: Indicates the total number of pages printed on large-size paper in Black mode. [Total (Copy + Print)]: Indicates the total number of pages copied in Black mode and that of pages printed in Black mode through a computer.

[Full Color]	<p>[Total]: Indicates the total number of pages printed in full color.</p> <p>[Large Size]: Indicates the total number of pages printed on large-size paper in full color.</p> <p>[Total (Copy + Print)]: Indicates the total number of pages copied in full color and that of pages printed in full color through a computer.</p>
[2 Color]	<p>[Total]: Indicates the total number of pages printed in 2 Color mode.</p> <p>[Large Size]: Indicates the total number of pages printed on large-size paper in 2 Color mode.</p> <p>[Total (Copy + Print)]: Indicates the total number of pages copied in 2 Color mode and that of pages printed in 2 Color mode through a computer.</p>
[Total]	<p>[Total]: Indicates the total number of pages printed in all color modes.</p> <p>[Large Size]: Indicates the total number of pages printed on large-size paper in all color modes.</p>

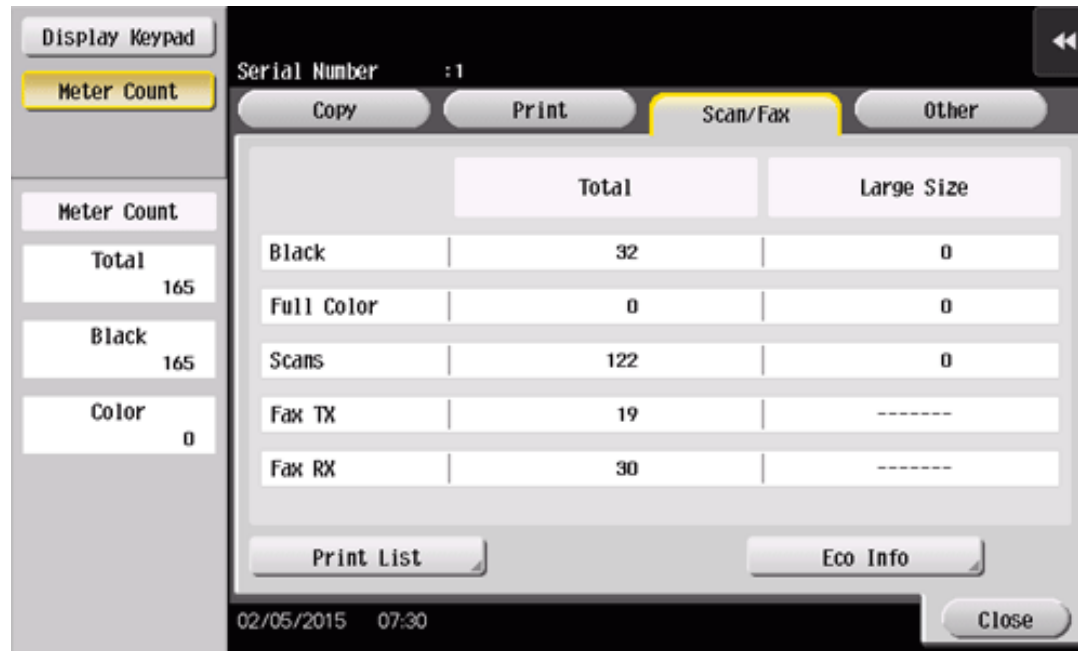


Tips

❖ [Large Size] is not counted in the initial state. For details on settings for counting [Large Size], contact your service representative.

Scan/Fax counter

Check the total number of original pages scanned in the Scan/Fax or User Box mode as well as the total number of pages on which a file in a User Box or a received file is printed. Also check the total number of pages sent and received in the fax mode.



Item	Description
[Black]	<p>[Total]: Indicates the total number of pages on which a file in a User Box or a received file is printed in Black mode. In the Memory RX mode, pages are counted when printed.</p> <p>[Large Size]: Indicates the total number of pages on which a file in a User Box or a received file is printed on large-size paper in Black mode. In the Memory RX mode, pages are counted when printed.</p>
[Full Color]	<p>[Total]: Indicates the total number of pages on which a file in a User Box or a received file is printed in full color. In the Memory RX mode, pages are counted when printed.</p> <p>[Large Size]: Indicates the total number of pages on which a file in a User Box or a received file is printed on large-size paper in full color. In the Memory RX mode, pages are counted when printed.</p>
[Scans]	<p>[Total]: Indicates the total number of original pages scanned in the Scan/Fax and User Box modes.</p> <p>[Large Size]: Indicates the total number of large-size original pages that are scanned in the Scan/Fax and User Box modes.</p>
[Fax TX]	[Total]: Indicates the total number of pages in a sent fax (G3).
[Fax RX]	[Total]: Indicates the total number of pages in a received fax (G3).

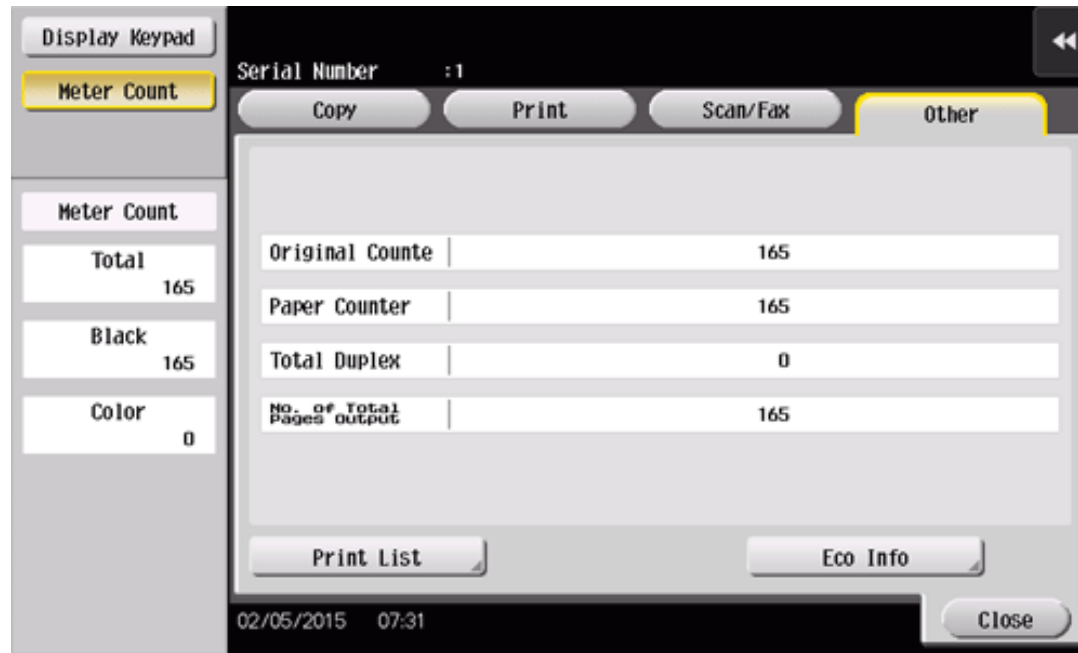


Tips

❖ [Large Size] is not counted in the initial state. For details on settings for counting [Large Size], contact your service representative.

Other counters

Check the total number of scanned and printed original pages, total number of printed sheets, total number of pages printed on both sides, and the total number of printed pages regardless of functions or colors.



Item	Description
[Original Counter]	Allows you to check the total number of original pages that are scanned and printed in the Copy, Print, and Scan/Fax modes. ❖ If a file is saved in a User Box, its pages are not counted unless they are printed. ❖ Report or list output pages are not targeted for counting.
[Paper Counter]	Allows you to check the total number of sheets that are printed in the Copy, Print, and Scan/Fax modes.

	<ul style="list-style-type: none">❖ If a file is saved in a User Box, its pages are not counted unless they are printed.❖ Report or list output pages are not targeted for counting.
[Total Duplex]	Allows you to check the total number of pages printed on both sides.
[No. of Total Pages Output]	Allows you to check the total number of printed pages.

Contents of Eco information

[Eco Info 1]

Indicates the rate of color print jobs or 2-sided print jobs for all print jobs or the rate of page combination for the number of scanned original pages. You can check the ratio of paper saved.



[Eco Info 2]

Indicates the accumulated monthly or hourly time during power-on, standby, power saving, or running. The display mode can be selected from the list or graph format.

Navigation: Eco Info 1 | Eco Info 2

Time Period: Monthly | Hourly

Month Selection: < | November | December | Last Month | Current Month | >

	November	December	Last Month	Current Month
Power Connection Total Time (H)	0.0	60.0	105.3	25.2
Standby Mode Total Time (H)	0.0	59.7	104.8	25.1
Power Save Mode Total Time (H)	0.0	0.0	0.0	0.0
Operating Mode Total Time (H)	0.0	0.4	0.5	0.0

Close